

Audit Report

Satya Sai College for women, Bhopal

FY 2021-2022

Shivnandan Agrawal & Co

7, Dulhan Sahiba Ka Mahal
In front of Motilal Mannulal
Dharamshala, Lakherapura
Bhopal (MP) – 462 001
9826187878 / 8109774382
shiv32001@gmail.com
visit us at www.shivca.com

To,

The Principal,

Sri Satya Sai College For Women,

Bhopal.

Sir/Madam,

We have audited the attached Balance sheet of Sri Satya Sai College For Women, Bhopal as on 31st March, 2022 and the Income and expenditure account for the year ended on that date. These financial statements are the responsibility of the College's management. Our responsibility is to express an opinion on these financial statements based on our audit.


We conducted our audit in accordance with auditing standards generally accepted in India. Those standards require that we plan and perform the audit to obtain reasonable assurance about whether the financial statements are free of material misstatements. An audit includes examining, on a test basis, evidence supporting the amounts and disclosures in the financial statements. An audit also includes assessing the accounting principles used and significant estimates made by the management, as well as evaluating the overall financial statement presentation. We believe that our audit provides a reasonable basis for our opinion.

1. We have obtained all the information and explanations which, to the best of our knowledge and belief, were necessary for the purpose of our audit and have found them to be satisfactory.
2. The College's balance sheet and Income and expenditure account are in agreement with the books of account maintained.
3. In our opinion, and to the best of our information and according to the explanations given to us, the said accounts give a true and fair view:-
 - a) In case of balance sheet of the state of affairs of the College as on 31st March, 2022
 - b) In the case of Income and expenditure account of the Deficit for the year ended on that date.

Bhopal
09/09/2022

For Shivnandan Agrawal & Co
Chartered Accountants
Firm Reg. No. 004463C

(CA Shubham Agarwal)
Partner
Membership No. 451041
Udin 22451041AROVQ03236



SRI SATHYA SAI COLLEGE FOR WOMEN

BALANCE SHEET AS AT 31 MARCH 2022


PARTICULARS	SCHEDULE	Rs. AS ON 31.03.2022	Rs. AS ON 31.03.2021
LIABILITIES			
General reserve Fund	1	8,14,87,411.05	9,18,29,574.51
Caution Money	2	47,57,457.00	53,16,457.00
Earmarked Funds	3	37,40,739.78	42,61,140.09
Security Deposit & Advance received	4	1,40,063.00	1,36,382.00
Current Liabilities & Provision	5	53,56,242.50	79,30,447.00
TOTAL		9,54,81,913.33	10,94,74,000.60
ASSETS			
Fixed Assets			
Gross Block	6	4,69,44,203.57	5,24,88,697.27
Less : Depreciation		54,89,087.83	61,19,472.70
Net Block		4,14,55,115.74	4,63,69,224.57
Current Assets, Loans & Advances			
Lab Chemicals(SC.)		8,410.25	16,820.00
Endowment Fund Deposit		18,44,567.00	18,44,567.00
Fixed Deposits	9	2,94,06,228.00	3,95,31,443.00
Cash & Bank Balances	7	1,57,37,366.34	1,61,95,910.03
Deposit & Receivable	8	70,30,226.00	55,16,036.00
TOTAL		9,54,81,913.33	10,94,74,000.60
		0.00	0.00

Notes to Accounts and Accounting policies 17

Schedules 1 to 17 form integral part of accounts

As per our report of even date

Bhopal
09-09-2022


Principal
PRINCIPAL
Sri Sathya Sai College
For Women, Bhopal-462024

For Shivnandan Agrawal & Co:
Chartered Accountants
Firm Reg. No: 004463C


CA Shubham Agrawal
Partner
Membership No: 451041
Udin 22451041AROVQ03236



SRI SATHYA SAI COLLEGE FOR WOMEN

INCOME AND EXPENDITURE ACCOUNT FOR THE YEAR ENDED 31ST MARCH 2022

PARTICULARS	SCHEDULE	RS. AS ON 31.03.2022	RS. AS ON 31.03.2021
INCOME			
Fees and Other Collection	10	2,18,41,714.00	3,10,58,229.00
Other Income	11	2,39,53,357.00	2,43,23,333.54
Hostel a/c	16	29,857.35	-2,36,354.22
EXPENDITURE		4,58,24,928.35	5,51,45,208.32
Payment and Benefits to Employees	12	4,11,62,704.00	4,29,09,374.00
Computer Expenses	13	5,53,154.00	5,90,135.00
Office, Administrative & Other Expenses	14	68,44,032.98	47,00,961.46
Repair & Maintenance	15	1,93,092.00	2,31,102.00
Depreciation	6	54,89,087.83	61,19,472.70
TOTAL		5,42,42,070.81	5,45,51,045.16
EXCESS OF EXPENDITURE OVER INCOME		-84,17,142.46	5,94,163.16

Bhopal
09-09-2022

Shreecawal
Principal

PRINCIPAL
Sri Sathya Sai College
For Women, Bhopal-462024

As per our report of even date

For Shivnandan Agrawal & Co:
Chartered Accountants
Firm Reg. No: 004463C

Shubham Agrawal

CA Shubham Agrawal
Partner

Membership No: 451041

Udin 22451041AROVQO3236



SRI SATHYA SAI COLLEGE FOR WOMEN

SCHEDULES REFERRED TO IN AND FORMING PART OF THE ACCOUNTS

<u>GENERAL RESERVE FUND</u>	SCHEDULE	1	31.03.2022	31.03.2021
Opening Balance			9,18,29,574.51	8,83,21,227.35
Add: Surplus or Less: deficit			-84,17,142.46	5,94,163.16
Add: Capitalization of Exam Fund			0.00	0.00
Add: Capitalization of Autonomous UGC Fund a/c			5,74,979.00	9,14,184.00
Less: Donation to trust			25,00,000.00	20,00,000.00
Total			8,14,87,411.05	9,18,29,574.51

<u>CAUTION MONEY</u>	SCHEDULE	2	31.03.2022	31.03.2021
<u>CAUTION MONEY DEPOSIT</u>				
Opening Balance			53,16,457.00	49,35,887.00
Additions during the year			3,48,000.00	4,88,000.00
Sub Total			56,64,457.00	54,23,887.00
Less : Refund			9,07,000.00	1,07,430.00
Total			47,57,457.00	53,16,457.00

<u>EARMARKED FUNDS</u>	SCHEDULE	3	31.03.2022	31.03.2021
<u>B.ED. Reserve Fund</u>				
Opening Balance			3,00,000.00	3,00,000.00
Closing Balance of fund	Total		3,00,000.00	3,00,000.00
<u>Grant in Aid Salary Fund</u>				
Opening Balance			2,22,499.60	83,88,943.94
Add: Additions during the year			2,19,16,629.00	2,12,20,966.00
Add : Bank Interest			9,532.83	38,852.66
Less: Disbursal of Grant in Aid salary			2,19,16,629.00	2,94,26,263.00
Total			2,32,032.43	2,22,499.60
<u>SC/ST/OBC Scholarship Fund</u>				
Opening Balance			293.75	324.00
Less: bank charges			293.75	30.25
Add : Bank Interest			0.00	0.00
Closing Balance of fund	Total		0.00	293.75
<u>Examination grant from Barkatullah University</u>				
Opening Balance			2,89,312.96	7,38,864.96
Add: Additions			5,21,695.00	3,50,178.00
Add : Bank interest			6,002.24	12,140.00
Less :Capital expense transfer to G/R			4,66,000.00	0.00
Less: Expenditure during the year/Grant utilised				8,11,870.00
Total			3,51,010.20	2,89,312.96

Amalgamated Fund

Opening Balance			11,92,046.75	25,74,025.75
Add: Addition during year				3,45,756.00
less: Expense during year			56,824.00	0.00
Add: FD Encashed transfer to G/R				20,00,000.00
Add : Bank Interest/FD Interest			2,61,951.00	2,72,265.00



Less: FDR from A/F a/c TFR to G/R		0.00	0.00
Total		13,97,173.75	11,92,046.75
<u>Bhoj University (B.Ed course) Grant</u>			
Opening Balance		3,30,406.15	1,174.00
Add: Grant received			3,29,243.00
Less: Amount capitalised		0.00	0.00
Less: Expenditure during the year		<u>2,76,141.00</u>	0.00
Add: Bank interest		<u>2,817.00</u>	-10.85
Total		57,082.15	3,30,406.15
<u>UGC Development Grant/Autonomous</u>			
Opening Balance		70,604.60	72,818.90
Add: Bank Interest		1,971.00	11,092.70
Additions : UGC grant		15,00,000.00	83,979.00
Less: addition/exp during year		15,11,046.00	97,286.00
Less: Amount capitalised TFR to General Reserve			0.00
Total		61,529.60	70,604.60
<u>FIST A/C</u>			
opening balance		17,014.00	1,08,736.00
Add: Bank Interest		887.87	2,988.00
Less: interest returned			94,710.00
Total		17,901.87	17,014.00
<u>Autonomous Exam Fund</u>			
Opening balance		18,38,962.28	14,77,991.14
Add: Advance from college			-1,50,000.00
Add: Exam fees & others		9,22,141.00	16,18,227.00
Add: Bank interest		31,276.50	29,065.14
Less: Expenditure during the year		14,68,370.00	11,36,321.00
Total		13,24,009.78	18,38,962.28
Grand Total of Earmarked Fund		37,40,739.78	42,61,140.09

<u>SECURITY DEPOSIT & ADVANCE RECEIVE SCHEDULE</u>	4	31.03.2022	31.03.2021
Canteen Security Deposit		22,500.00	22,500.00
Service Co(security deposit)		3,687.00	3,687.00
Lab Deposit		37,400.00	37,400.00
Security Deposits :-			0.00
Sanjay Kale		35,700.00	35,700.00
Anjali singh		9,816.00	6,135.00
Antra Security		30,000.00	30,000.00
Perfect Power/Computronix		960.00	960.00
Total		1,40,063.00	1,36,382.00

<u>CURRENT LIABILITIES & PROVISIONS</u>	SCHEDULE	5	31.03.2022	31.03.2021
<u>Current Liabilities</u>				
Fees Collected from the B.Ed Students			17,00,000.00	17,00,000.00
<u>Accounts Payable</u>				0.00
<u>B.Ed Fees</u>				0.00
B. ED Counseling 05-06			51,000.00	51,000.00
B.ED FDR (08/10)			9,00,000.00	9,00,000.00
B.ED Fee 07-08			4,95,000.00	4,95,000.00



B.ED Fee 05/06	30,000.00	30,000.00
Others		0.00
Provision higher EDN Fee	13,35,937.00	13,35,937.00
Accrued Liability Material/service	98,800.00	98,800.00
College Societies(Membership fee)	438.00	438.00
Professional Tax	16,750.00	19,100.00
A/P-Project Work	88,074.00	71,074.00
A/c payable scholarship	4,12,718.00	
A/c payable Income tax staff	14,000.00	
Debate competition	25,000.00	25,000.00
A/P - Martial Arts	5,041.00	5,041.00
A/P Grant Others	42,680.00	42,680.00
Ex-Student Alumni Association	38,878.50	44,903.00
TDS Deduction contractors	3,029.00	3,029.00
Payable fee	96,934.00	76,629.00
Outstanding salary		30,31,816.00
about Welfare Cess	1,963.00	0.00
Total	53,56,242.50	79,30,447.00



SRI SATHYA SAI COLLEGE FOR WOMEN

SCHEDULE 6

FIXED ASSETS


Particulars	WDV 01/04/2021	Additions		Gross Block	Rate of Dep.	Depreciation	Net Block As on 31-3-2022
		Upto September	After September				
<u>FURNITURE</u>							
GAD	21,25,598.80	0.00	0.00	21,25,598.80	0.10	2,12,559.88	19,13,038.92
Arts	945.83	0.00	0.00	945.83	0.10	94.58	851.25
Science	5,667.81	0.00	0.00	5,667.81	0.10	566.78	5,101.03
Computer	3,54,919.50	0.00	0.00	3,54,919.50	0.10	35,491.95	3,19,427.55
Commerce	63.08	0.00	0.00	63.08	0.10	6.31	56.77
B. Ed.	1,00,772.40	0.00	0.00	1,00,772.40	0.10	10,077.24	90,695.16
UGC Fund	2,73,993.97	0.00	0.00	2,73,993.97	0.10	27,399.40	2,46,594.57
B.U. Exam	48,155.44	0.00	0.00	48,155.44	0.10	4,815.54	43,339.90
UGC- Autonomous A/c	3,16,820.72	0.00	0.00	3,16,820.72	0.10	31,682.07	2,85,138.65
	32,26,937.55	0.00	0.00	32,26,937.55		3,22,693.75	29,04,243.80
<u>LAB EQUIPMENTS</u>							
Arts	1.13	0.00	0.00	1.13	0.15	0.17	0.96
Science	1,67,770.82	0.00	0.00	1,67,770.82	0.15	25,165.62	1,42,605.20
H.Science	1.51	0.00	0.00	1.51	0.15	0.23	1.28
Education	15.84	0.00	0.00	15.84	0.15	2.38	13.46
UGC Fund	6,93,758.87	0.00	1,29,506.00	8,23,264.87	0.15	1,13,776.78	7,09,488.09
FIST A/C	22,02,481.87	0.00	0.00	22,02,481.87	0.15	3,30,372.28	18,72,109.59
	30,64,030.04	0.00	1,29,506.00	31,93,536.04		4,69,317.46	27,24,218.58
<u>BOOKS & JOURNALS</u>							
GAD	1,17,139.71	0.00	0.00	1,17,139.71	0.40	46,855.88	70,283.83
Arts	119.00	0.00	0.00	119.00	0.40	48.00	71.00
Science	0.00	0.00	0.00	0.00	0.40	0.00	0.00
B.Ed.	0.00	0.00	0.00	0.00	0.40	0.00	0.00
B.HSC.	0.00	0.00	0.00	0.00	0.40	0.00	0.00
Commerce	0.00	0.00	0.00	0.00	0.40	0.00	0.00
Computers	0.00	0.00	0.00	0.00	0.40	0.00	0.00
BSC biotech	0.00	0.00	0.00	0.00	0.40	0.00	0.00



BSC Microbio	0.00	0.00	0.00	0.00	0.00	0.00	0.00	0.00	0.00	0.00	0.00
UGC Fund	10,685.39	0.00	0.00	10,685.39	0.00	0.00	4,274.16	0.40	6,411.23	0.40	6,411.23
FIST A/C	3,240.00	0.00	0.00	3,240.00	0.00	0.00	1,296.00	0.40	1,944.00	0.40	1,944.00
UGC- Autonomous A/c	1,51,608.45	1,730.00	1,02,754.00	2,56,092.45	1,730.00	1,02,754.00	81,886.18	0.40	1,74,206.27	0.40	1,74,206.27
	2,82,792.55	1,730.00	1,02,754.00	1,31,184.10	1,730.00	1,02,754.00	1,34,360.22		2,52,916.33		2,52,916.33
EQUIPMENTS											
Library Equipment	754.30	0.00	0.00	754.30	0.00	0.00	113.15	0.15	641.15	0.15	641.15
Gardening Equip.	3.77	0.00	0.00	3.77	0.00	0.00	0.57	0.15	3.20	0.15	3.20
Tools for Equip.	8.30	0.00	0.00	8.30	0.00	0.00	1.25	0.15	7.05	0.15	7.05
Thela	11.31	0.00	0.00	11.31	0.00	0.00	1.70	0.15	9.61	0.15	9.61
Typewriter	6.78	0.00	0.00	6.78	0.00	0.00	1.02	0.15	5.76	0.15	5.76
Ceiling Fan	8,811.39	0.00	0.00	8,811.39	0.00	0.00	1,321.71	0.15	7,489.68	0.15	7,489.68
Equipments	6,73,737.86	0.00	0.00	6,73,737.86	0.00	0.00	1,01,060.68	0.15	5,72,677.18	0.15	5,72,677.18
Water cooler	8,582.42	0.00	0.00	8,582.42	0.00	0.00	1,287.36	0.15	7,295.06	0.15	7,295.06
OHP	12,838.17	0.00	0.00	12,838.17	0.00	0.00	1,925.73	0.15	10,912.44	0.15	10,912.44
P.H.Meter	240.24	0.00	0.00	240.24	0.00	0.00	36.04	0.15	204.20	0.15	204.20
Analytical Bal/ App	182.91	0.00	0.00	182.91	0.00	0.00	27.44	0.15	155.47	0.15	155.47
Rearing Cages	4.52	0.00	0.00	4.52	0.00	0.00	0.68	0.15	3.84	0.15	3.84
EPBX	2,839.93	0.00	0.00	2,839.93	0.00	0.00	425.99	0.15	2,413.94	0.15	2,413.94
TV set	560.83	0.00	0.00	560.83	0.00	0.00	84.12	0.15	476.71	0.15	476.71
Sports Equipments	17,540.58	0.00	0.00	17,540.58	0.00	0.00	2,631.09	0.15	14,909.49	0.15	14,909.49
Air Conditioner	5,10,202.91	0.00	0.00	5,10,202.91	0.00	0.00	76,530.44	0.15	4,33,672.47	0.15	4,33,672.47
Hostel Equipment	26,61,518.21	0.00	0.00	26,61,518.21	0.00	0.00	3,99,227.73	0.15	22,62,290.48	0.15	22,62,290.48
UGC Fund	4,65,371.79	74,904.00	2,14,354.00	7,54,629.79	74,904.00	2,14,354.00	97,117.92	0.15	6,57,511.87	0.15	6,57,511.87
CCTV SURVEILLANCE											
SYSTEM-B.U EXAM A/C	2,28,517.00	0.00	0.00	2,28,517.00	0.00	0.00	34,277.55	0.15	1,94,239.45	0.15	1,94,239.45
Solar Power Plant	11,33,611.71	0.00	0.00	11,33,611.71	0.00	0.00	1,70,041.76	0.15	9,63,569.95	0.15	9,63,569.95
Autonomous A/c - CCTV/LED Board	1,61,837.55	51,731.00	0.00	2,13,568.55	51,731.00	0.00	32,035.28	0.15	1,81,533.27	0.15	1,81,533.27
	58,87,182.48	1,26,635.00	2,14,354.00	62,28,171.48	1,26,635.00	2,14,354.00	9,18,149.21		53,10,022.27		53,10,022.27
ELE. EQUIPMENT											
Elec. O.H	1,976.64	0.00	0.00	1,976.64	0.00	0.00	296.50	0.15	1,680.14	0.15	1,680.14
Xerox Machine	20,945.75	0.00	0.00	20,945.75	0.00	0.00	3,141.86	0.15	17,803.89	0.15	17,803.89
Tele. EPABX	290.03	0.00	0.00	290.03	0.00	0.00	43.50	0.15	246.53	0.15	246.53
Audio Visual	530.27	0.00	0.00	530.27	0.00	0.00	79.54	0.15	450.73	0.15	450.73
Inter Com.	1.13	0.00	0.00	1.13	0.00	0.00	0.13	0.15	0.96	0.15	0.96
Autonomous A/c - Xerox	2,53,980.76	0.00	0.00	2,53,980.76	0.00	0.00	38,097.11	0.15	2,15,883.65	0.15	2,15,883.65



	2,77,724.58	0.00	0.00	0.00	2,77,724.58	41,658.68	2,36,065.90
<u>BUILDINGS</u>							
Class IV Quarters	4,959.94	0.00	0.00	0.00	4,959.94	495.99	4,463.95
Hostel Building	12,78,194.26	0.00	0.00	0.00	12,78,194.26	1,27,819.43	11,50,374.83
Pump House	1,938.69	0.00	0.00	0.00	1,938.69	193.87	1,744.82
Cycle Shed	2,738.52	0.00	0.00	0.00	2,738.52	273.85	2,464.67
Renovation of Lib.	16,560.23	0.00	0.00	0.00	16,560.23	1,656.02	14,904.21
Watchman Kisok	531.44	0.00	0.00	0.00	531.44	53.14	478.30
Tube well	65,467.68	0.00	0.00	0.00	65,467.68	6,546.77	58,920.91
Boundary Wall	14,93,834.60	0.00	0.00	0.00	14,93,834.60	1,49,383.46	13,44,451.14
Store Shed	3,560.12	0.00	0.00	0.00	3,560.12	356.01	3,204.11
Canteen building	33,682.73	0.00	0.00	0.00	33,682.73	3,368.27	30,314.46
Central wing college	44,635.73	0.00	0.00	0.00	44,635.73	4,463.57	40,172.16
Rajat Mandap	82,273.98	0.00	0.00	0.00	82,273.98	8,227.40	74,046.58
Toilet Block	5,00,844.82	0.00	0.00	0.00	5,00,844.82	50,084.48	4,50,760.34
Meter Room	820.01	0.00	0.00	0.00	820.01	82.00	738.01
South East Wing & Main Entrance	6,03,493.78	0.00	0.00	0.00	6,03,493.78	60,349.38	5,43,144.40
Parking Shed	66,714.97	0.00	0.00	0.00	66,714.97	6,671.50	60,043.47
New Library Building	15,07,571.10	0.00	0.00	0.00	15,07,571.10	1,50,757.11	13,56,813.99
Stage Structure	13,010.74	0.00	0.00	0.00	13,010.74	1,301.07	11,709.67
College Bldg & South Ext.	1,48,10,527.44	0.00	0.00	0.00	1,48,10,527.44	14,81,052.74	1,33,29,474.70
Sports, Basket Ball	14,92,800.07	0.00	0.00	0.00	14,92,800.07	1,49,280.01	13,43,520.06
Auditorium	19,42,831.74	0.00	0.00	0.00	19,42,831.74	1,94,283.17	17,48,548.57
W.I.P Law college building	11,580.16	0.00	0.00	0.00	11,580.16	1,158.02	10,422.14
W.I.P Boundary wall	50,03,317.56	0.00	0.00	0.00	50,03,317.56	5,00,331.76	45,02,985.80
Auditorium	36,83,113.87	0.00	0.00	0.00	36,83,113.87	3,68,311.39	33,14,802.48
	3,26,65,004.18	0.00	0.00	0.00	3,26,65,004.18	32,66,500.41	2,93,98,503.77
<u>OTHERS</u>							
Computer System	85,096.31	0.00	0.00	0.00	85,096.31	34,038.52	51,057.79
Internal Roads	4,713.34	0.00	0.00	0.00	4,713.34	471.33	4,242.01
Sumo	1,93,596.66	0.00	0.00	0.00	1,93,596.66	29,039.50	1,64,557.16
UGC Fund (Computers)	1,427.01	0.00	0.00	0.00	1,427.01	570.80	856.21
Fist A/c- Computer	1,14,751.55	0.00	0.00	0.00	1,14,751.55	45,900.82	68,850.93
UGC- Autonomous A/c- Computer	5,65,968.32	0.00	0.00	0.00	5,65,968.32	2,26,387.33	3,39,580.99
	9,65,553.19	0.00	0.00	0.00	9,65,553.19	3,36,408.10	6,29,145.09



Total	4,63,69,224.57	1,28,365.00	4,46,614.00	4,69,44,203.57	54,89,087.83	4,14,55,115.74
Previous Year	5,15,74,513.27	0.00	9,14,184.00	5,24,88,697.27	61,19,472.70	4,63,69,224.57



SRI SATHYA SAI COLLEGE FOR WOMEN

CASH & BANK BALANCES	SCHEDULE	7	31.03.2022	31.03.2021
BU Exam a/c- SBI-33171227568			2,05,222.75	1,82,978.51
U.Co.Bank SB A/C 1560/9			74,452.68	7,43,882.93
U.Co.Bank SB A/C 3246/19			1,07,77,003.69	1,01,00,590.01
B,U Exam a/c - UCO A/C -9511			1,45,787.45	1,06,334.45
U.Co Bank 06630101004344 (Salary Grant in Aid)			0.00	2,22,499.60
U.Co Bank OBC Scholarship Fund-06630110026335			0.00	293.75
Bank A/c BA LLB			11,96,915.00	11,67,460.00
Bank A/c SBI- FIST 35556816471			17,901.87	17,014.00
UCO bank Current a/c-6630210001042			2,32,032.43	0.00
U.Co Bank Hostel Account			1,09,488.02	79,630.67
U.Co Bank Amalgamated fund_1561			13,97,173.75	11,92,046.75
U.Co Bank UGC Development Grant A/c-06630100005241			61,529.60	70,604.60
UCO Bank-Bhoj University-41802			57,082.15	3,30,406.15
SBI Fee A/C			1,38,767.17	1,43,206.33
Autonomous Exam A/c -92842			13,24,009.78	18,38,962.28
Total			1,57,37,366.34	1,61,95,910.03

DEPOSIT & RECEIVABLES	SCHEDULE	8	31.03.2022	31.03.2021
Security deposit BHEL			2,79,000.00	2,79,000.00
Advance-Hostel A/C			0.00	3,77,896.00
Advance-NSS A/C			69,481.00	61,000.00
B.ed FDRs			17,00,000.00	17,00,000.00
Advance -Autonomous a/c			15,00,358.00	14,86,693.00
Advance Suppliers			27,500.00	27,500.00
Prepaid & Deferred Exp			9,87,160.00	12,39,966.00
A/R college fees			24,66,727.00	
Advance to hostel for electricity consumption bill			0.00	3,43,981.00
Total			70,30,226.00	55,16,036.00

FIXED DEPOSITS	SCHEDULE -	9	31.03.2022	31.03.2021
Fixed Deposits (College)			1,96,49,157.00	3,02,72,389.00
Fixed Deposit Interest Accrued			17,67,165.00	12,69,148.00
Fixed Deposits (Amalgamated Fund)			79,89,906.00	79,89,906.00
Total			2,94,06,228.00	3,95,31,443.00

FEES & OTHER COLLECTION	SCHEDULE	10	31.03.2022	31.03.2021
Admission / Readmission			65,95,118.00	34,09,221.00
Amalgamated fee			1,18,200.00	
College Union Fee			39,456.00	57,850.00
Poor students fund			17,443.00	26,200.00
Computer Consumable Receipts			3,73,840.00	6,53,640.00
Computer Practical Fees			2,42,085.00	1,53,790.00
Campus Maintenance Fee			24,40,253.00	36,18,796.00
Cultural music fees				1,15,900.00
Practical fee			100.00	2,22,108.00
Physical education				2,19,600.00
Development fee			20,77,839.00	32,30,986.00
Establishment and Maintenance Fees			25,92,265.00	41,23,070.00
Games fee			1,18,200.00	
Late Fee			51,500.00	1,12,500.00
Home Exam Fees			30,37,123.00	44,96,965.00
Identity Card Fee			9,650.00	16,950.00
Library Fine			9,782.00	814.00
Library/Magazine			17,39,007.00	26,61,606.00
Phd. Research work fee			14,235.00	63,705.00
Sale of Prospectus			2,47,700.00	3,01,250.00
T.C. Charges			32,520.00	23,480.00



Water Electricity fee			12,31,519.00	20,27,113.00
Work Shop fee			8,37,600.00	8,99,000.00
Recovery travel exp			16,279.00	
Recovery of Mgt Contribution received from Aided Staff Salary				46,23,685.00
		Total	2,18,41,714.00	3,10,58,229.00
OTHER INCOME				
	SCHEDULE	11	31.03.2022	31.03.2021
Bank Interest Received			2,49,256.00	4,97,035.00
FDR Interest Accrued			4,98,017.00	5,61,559.00
FDR Interest Actually Received			12,36,489.00	12,89,888.00
Misc. Receipt			29,385.00	1,02,437.54
Canteen Building Rent			18,000.00	0.00
100% Grant-In-Aid Salary Recd.			2,19,16,629.00	2,10,91,340.00
Photocopying Receipts			5,581.00	1,374.00
Unclaimed Amount Written off				7,79,700.00
		Total	2,39,53,357.00	2,43,23,333.54
PAYMENT & BENEFITS TO EMPLOYEES				
	SCHEDULE	12	31.03.2022	31.03.2021
Non-Grant-Mgt Staff Salary			1,66,28,259.00	1,78,86,742.00
Grant in Aid Staff Salary			2,19,16,629.00	2,10,91,340.00
Provident Fund Contribution			15,85,950.00	14,31,402.00
UJ College Contribution			2,64,027.00	2,88,950.00
Wages Gardening			3,06,107.00	1,70,185.00
Wages Security			4,61,732.00	3,65,356.00
Contingent Wages				16,75,399.00
		Total	4,11,62,704.00	4,29,09,374.00
COMPUTER EXPENSES				
	SCHEDULE -	13	31.03.2022	31.03.2021
Computer Maintenance			1,26,219.00	1,53,525.00
Computer Consumables			10,350.00	13,813.00
Website Charges				3,621.00
Software Development			1,21,000.00	1,38,194.00
Internet Expenses			2,95,585.00	2,80,982.00
		Total	5,53,154.00	5,90,135.00
OFFICE, ADMINISTRATIVE & OTHER EXPENSES				
	SCHEDULE -	14	31.03.2022	31.03.2021
Administrative Charges (PF)			1,31,233.00	1,01,621.00
Affiliation fees			12,39,966.00	15,50,600.00
Advertisement Expenses			29,811.00	20,541.00
Audit Fee & audit Expenses			40,983.00	35,400.00
Bank Commission			10,925.38	15,443.46
Contingent O/C			13,98,675.00	27,197.00
Conveyance			23,817.00	29,406.00
Car Expenses			1,77,145.00	2,34,078.00
Electricity Consumption Charges			10,58,403.00	5,15,979.00
Gardening charges			10,095.00	55,453.00
Hostal account exp			3,03,338.35	
Newspaper & Periodicals			8,248.00	6,645.00
BHEL License fees			11,59,200.00	10,07,619.00
Travelling Expenses				50,254.00
Professional tax College			2,500.00	2,500.00
Legal & Professional Charges			3,53,250.00	2,58,160.00
Postage charges			5,556.00	2,000.00
Tax Deducted at source on FD Interest			1,92,011.00	1,34,737.00
Printing & Stationery			86,016.00	26,335.00
Telephone expenses			6,000.00	4,200.00
Printing of Prospectus				42,112.00
Xeroxing Charges			12,535.00	1,267.00
Cultural expenses			13,970.00	12,145.00
Miscllaneous expenses			891.00	
NCC exp			702.00	884.00



Free ship		3,26,405.00
Solid Waste Mgt.chg.	10,000.00	17,929.00
Guest faculty Fees	5,20,494.00	1,34,380.00
Office Expenses	12,099.00	6,737.00
Sport expenses		47,173.00
Lab. Chemical Consumption	8,410.25	16,820.00
Laboratory Charges	24,309.00	12,490.00
Practical exam exp	3,450.00	4,451.00
Total	68,44,032.98	47,00,961.46

REPAIR & MAINTENANCE	SCHEDULE - 15	31.03.2022	31.03.2021
Campus Maintenance		33,885.00	1,15,469.00
Electrical Maintenance Charges		62,015.00	60,253.00
Equipment Maintenance		97,192.00	33,280.00
Furniture Repair			22,100.00
Total		1,93,092.00	2,31,102.00

HOSTEL ACCOUNT	SCHEDULE - 16	31.03.2022	31.03.2021
ACCOUNT HEAD-INCOME			
Boarding/Lodging Receipts		70,000.00	60,000.00
Bank Interest		1,541.00	9,622.00
P.F. Contribution (employee)		5,807.00	
P.F. Contribution (management)		5,807.00	
ESI contribution (employee)		364.00	
Fund from college			1,30,639.00
Fine/Miscellaneous Receipt		664.00	1,001.00
		84,183.00	2,01,262.00
LESS: EXPENDITURE			
Boarding expenses			9,227.00
Salary & Wages		48,386.00	4,27,568.00
Bank Charges		132.65	51.22
P.F. Contribution		5,807.00	0.00
Maintenance Expenses			770.00
		54,325.65	4,37,616.22
Excess of Income over expenditure c/f to balance sheet		29,857.35	-2,36,354.22

Notes to Account SCHEDULE - 17

Significant Accounting policies and notes

1. Account have been prepared on accrual system except Receipt of fees
2. Depreciation has been provided on WDV method as per the rates prescribed under Income tax Act.
3. Previous year's Accounts heads have been regrouped wherever necessary.
4. Some amount of grant in Aid Staff Salary have been directly credited to Employees Personal Account under DBT Scheme

